



Timeless Tradition

© copyright 2014 Julia H. Hale

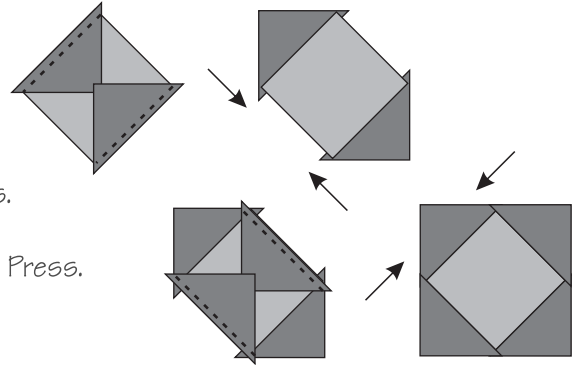
Unfortunately, as hard as we try, we do make mistakes.
Following are a few corrections to Timeless Tradition.
Yes, it keeps us humble.

Windblown Month 2, 12" Block

Square in a Square, make 1:

Sew 2 fabric #3 triangles on the fabric #2 square. Press.

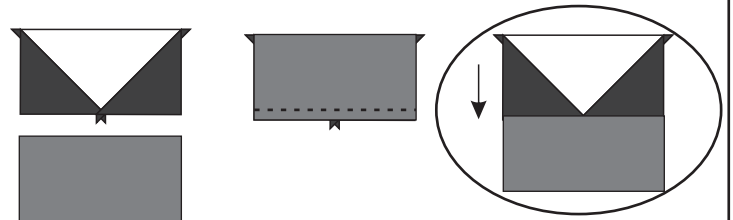
Sew 2 more fabric #3 triangles on the fabric #2 square. Press.



Crystal Star Month 5, 6" Block 1

Flying Geese Squares, make 4:

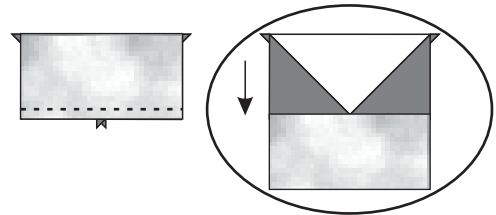
Sew fabric #3 rectangles to flying geese rectangles.
Press.



Memory Month 5, 6" Block 2

Flying Geese Squares, make 4:

Sew fabric #5 rectangles to a flying geese rectangles. Press.

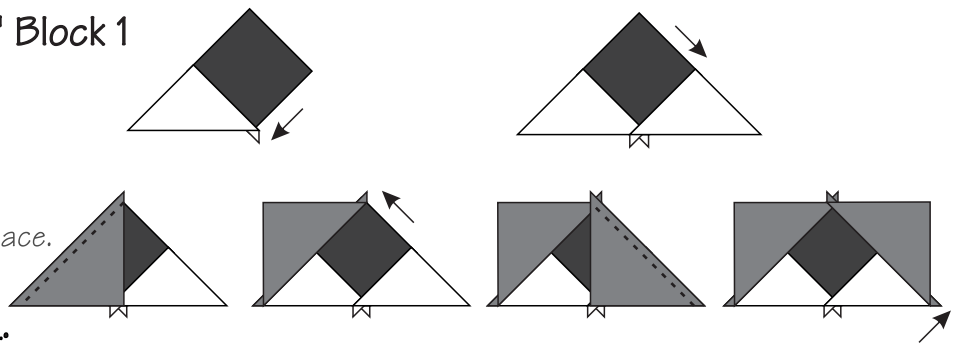


Best of All Month 6, 6" Block 1

Pieced Triangles, make 4:

Sew fabric #1 triangle to a fabric #3 square. Press.

Sew additional fabric #1 triangles in place.
Press.



Flying Geese Rectangles, make 4:


Layout and sew fabric #2 triangles on the pieced triangles. Press.

Layout and sew additional fabric #2 triangles in place. Press.

Guiding Star

Month 8, Bonus 12" Block 1

Cutting Instructions:

-  Fabric #3: 4 - 3 1/2" x 5" rectangles
- 2 - 2 3/8" squares, cut in half