



Bits 'n Pieces

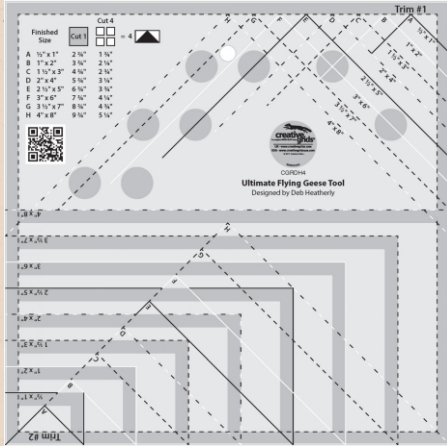
34629 Michigan Ave, Wayne, MI 48184
(734) 641-4970

Stitching Flying Geese Units

© copyright 2020, Julia H. Hale

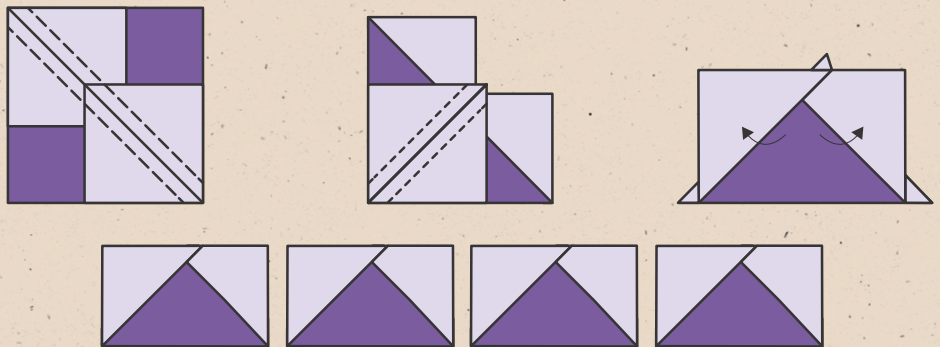
Blocks #13, #14, #15 and #16 are made with
1 7/8" x 3 3/4" finished Flying Geese.

Ultimate Flying Geese Ruler

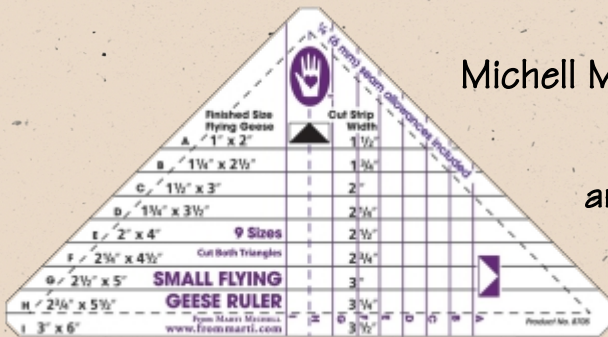


Use the Ultimate Flying Geese Ruler plus companion instructions to stitch 4 Flying Geese at a time!

Follow the pattern cutting instructions but do NOT cut the squares into triangles.



Michell Marketing Small Flying Geese Ruler



Use this Marti Michell Flying Geese Ruler to cut and trim the corners for easy, accurate Flying Geese.

Follow the pattern cutting instructions.
Trim the corners using the blunt corners of the ruler.

Instructions plus a few free patterns included with the Small Flying Geese Ruler.

TIP: This Ruler is great for those times you need to make less than 4 Flying Geese.

