



BERNINA Q 16 with Table

4 Sewing Modes
BSR 1, BSR 2, BSR 3, Manual




























GENERAL MACHINE FEATURES and BENEFITS

Centrally Located Touch Screen	The centrally located 4.3" TFT screen is ultra-responsive & features high resolution colors. The touch screen provides a realistic view of both the selected stitch including any alterations and the presser foot.
Bright LED Lights	50 LED lights brightly illuminate both the stitching area and over the free arm.
Unique Threading Path	The forward position of the thread stand is easy to reach and the threading path is simple to follow. Thread the needle in one simple process with semi-automatic needle threader.
Front & Back Hand Wheels	A hand wheel is available on the front of the machine to use when moving the needle manually while working from the front side and one on the back while working from back/pantograph side.
Throat Space - 16 1/2" Length 11" Height	For the table model, there's plenty of space to comfortably manage large quilt projects giving you the freedom to create with ease.
Programmable Foot Control	The back-kick of the foot control can be programmed with different sewing commands: securing stitches, needle up/down, and presser foot up/down.
Digital Upper Thread Tension Control	With the Digital Upper Thread Tension Control, a numeric value is assigned to the actual thread tension and can be easily adjusted onscreen at any time. No more guessing as to what tension is being used.
On-screen Help	Find help where and when you need it, including Function Information, Animations and Tutorials.
Powerful DC Motor	Designed for extended usage and increased speeds, a very powerful DC motor provides consistent stitching on multiple layers.
On-board Bobbin Winder	Quickly prepare customized bobbins with ease right from the front of the machine. With the onscreen pop-up controls, easily increase or decrease the bobbin winding speed according to the thread used.
Hook System	The BERNINA Rotary Hook ensures the legendary BERNINA stitch quality, even at high speeds. The M class bobbins have an extra-large thread capacity keeping you quilting longer without interruption.

LONGARM MACHINE FEATURES and BENEFITS

Maximum Sewing Speed	2000 stitches per minute (SPM) - Enjoy high speed capacity with the legendary BERNINA stitch quality.
BERNINA Longarm Stitch Regulation	Two integrated BERNINA Stitch Regulators, one on each side of the stitch hole in the needle plate, allow for very precise sensing of the machine and fabric movement keeping your stitches even and consistent.
Max/Min Stitch Length in BSR Mode	Maximum Stitch Length - 1 stitch per inch (SPI); Minimum Stitch Length - 24 stitches per inch (SPI)
Idle Speed	Helps to achieve a smooth and fluid quilting experience and assists when micro-stippling or pebbling.
Three BSR Modes	BSR1 combines your selected SPI with an Idle Speed and is ideal for micro-stippling or pebbling. In BSR2, the needle stops stitching when the machine or fabric is not being moved and is recommended for Ruler Work. BSR3 provides a perfectly tensioned basting stitch with selectable 1, 2 or 4 SPI.
Manual Mode	Use the Manual stitch mode for free-motion quilting when a non-regulated stitch is desired.
Stitch Counter	As a handy reference, count the stitches completed in a quilting project.
Calculator	Easily calculate patterns and quilt sizes plus any other math you need on the spot.
Securing Stitches	Program 2 - 6 securing stitches; easily change as needed according to your project and weight of thread used. On the table model, the foot control back-kick can be programmed with securing stitches.
Hopper Mechanism	For free-motion stitching, the hopper mechanism ensures the needle and presser foot are working together to form beautiful stitches preventing "flagging" that can cause skipped stitches.
User Profile	There are five user profiles—one with factory settings and four programmable profiles. Once the perfect balance of thread tension, idle speed and running speed are determined for a project, store up to four settings and retrieve with just two clicks.
Presser Foot System	Compatible with the full range of patented full-shank BERNINA Free-motion Presser Feet.
Machine Needle System	Compatible with domestic machine needles (130/705 system), these flat-back needles are easy to insert with correct positioning.
Twin Needle Stitching	Compatible with twin needle, up to 4.0 mm spacing, create unique designs with two rows of parallel stitching. Use with optional twin-needle stitch plate.

TABLE FEATURES and BENEFITS	
Koala Table for BERNINA	Designed to elegantly handle the speed and weight of the Q 20 for optimal performance with style, form meets function in this premium crafted table.
Table Size Basic (depth x width)	.91 x 1.15 m (approx. 36" x 45") - The generous space supports a wide variety of projects with ease.
Table Size Expanded (depth x width)	.91 x 1.96 m (approx. 36" x 77") - Need more space; the table readily expands to support larger projects.
Table Height	.75 m (approx. 30") - This standard table height accommodates a variety of task chairs for a custom fit.
Generous Storage Space	Keep your tools and accessories organized and at hand for quick retrieval.

SEWING FUNCTIONS - TABLE MODEL							
	Home		Sewing Menu		Programmable Function - Securing		Regulated Stitch Mode 1 - Selected SPI + Idle Speed
	Upper Thread Tension		Setup Program		Programmable Function - Presser Foot Up/Down		Regulated Stitch Mode 2 - Move Machine to Stitch
	Presser Foot Position Up/Down		Eco		Programmable Function - Needle Stop Up/Down		Regulated Stitch Mode 3 - Basting
	User Profile		Tutorial		Needle Stop Up/Down - Permanent		Non-regulated Stitch Mode
	Bobbin Thread Filling		Calculator		Reset		Confirm Adjusted Settings
	BERNINA Stitch Regulator		Stitch Counter		Delete		Cancel Adjusted Settings
		Process Navigation Close Window			Help		Information

BERNINA Q 16 with Table Accessories

1 BERNINA Sit-down Table

1 Presser Feet:

- Darning Foot #9

Additional Accessories:

- User Manual
- Accessory Box
- Programmable Foot Control
- Thread Lubricating Unit
- Silicone Oil
- 2 Thread Discs
- 6 Bobbins (total)
- 2 Cone Holders

- Oiler
- Lint Brush
- Seam Ripper
- Large White Spool Net
- 1 pkg. Asst. Needles
- Manual Threader
- Small Screwdriver
- Torx Screwdriver T6
- Torx Screwdriver T25
- Microfiber Cleaning Cloth
- Bobbin Thread Tension Gauge

WARRANTY

BERNINA Q 20

- 5 Years Mechanical or 200 million stitches
- 2 Years Electrical or 200 million stitches
- 2 Years Electronic or 200 million stitches

BERNINA Sit-down Table

- 5 Years Mechanical (excludes normal wear and tear)