



BERNINA 215

Stitch Package 11 Stitch Patterns





10 Practical, 1 Buttonhole

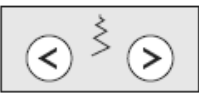
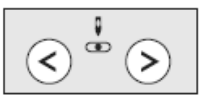

GENERAL MACHINE FEATURES and BENEFITS













LCD Screen	Everything you need know to sew is on the screen and at your fingertips, including recommended presser foot, stitch length & width settings and needle position.
One Touch System	Basic stitches are easily accessed through one touch of a button.
LED Sewing Lights	Long-lasting luminous LED lights illuminate the sewing area.
Automatic Needle Threader	Threads the needle in one simple process.
Powerful DC Motor	Consistent stitching on multiple layers & heavy fabrics. No stalling!
Hook System	The BERNINA patented CB hook system ensures perfectly balanced stitches and uses a standard BERNINA CB hook bobbin.
Design Skin Compatible	Show your creativity & personality. Design Skins transform your BERNINA into a stylish, individualized machine. Select from stock or custom-created skins.

SEWING MACHINE FEATURES and BENEFITS

Maximum Sewing Speed	900 stitches per minute.
5.0mm Maximum Stitch Length	The variable Stitch Length provides a smooth transition from length to length and can be adjusted while sewing.
5.5mm Maximum Stitch Width	Adjust Stitch Width of all stitches on the machine to accommodate various thread and fabric types; even adjusting as you sew.
9 Needle Positions	Enables very precise sewing; sew most patterns in any needle position.
Temporary Altered Stitch Memory	Remembers all your personalized stitch settings when you switch to another pattern and back during a sewing session.
Needle Stop	Pre-determine the stop position of the needle to stop in or out of the fabric giving you flexibility in every sewing task.
Needle Drop	Press & hold the Needle Stop button to move the needle to the next position.
Pattern End	No more half-finished patterns; machine stops after pattern is complete.
Manual Four-Step Buttonhole	Both beads of the buttonhole are sewn in the same directions. Individual steps blink on the LCD screen. Includes securing stitches.
Hopper Mechanism	For free-motion stitching, the hopper mechanism ensures the needle and presser foot are working with you to form beautiful stitches.

SEWING FUNCTIONS	
	Quick Reverse Continuous Reverse
	Needle Stop (Up/Down) Needle Drop
	Sew at Half Speed
	Clear Reverts to Basic Settings

CUSTOMIZING STITCH SETTINGS	
	Altering Stitch Width
	Altering Needle Position
	Altering Stitch Length

STITCH CHART		
		
		
		
		

BERNINA 215 Accessories

5 Presser Feet:

One shank + 5 snap-on soles:

- Reverse Pattern Sole #1
- Overlock Sole #2
- Buttonhole Sole #3
- Zipper Sole #4
- Blind Hem Sole #5

Optional:

- Seam Guide for Slide-on Table
- Electronic Foot Control
- Accessory Box
- Additional Accessory Feet

Additional Accessories:

- Instruction Manual
- Slide-on Table
- Soft Cover
- Accessory Bag
- 3 Bobbins (total)
- 1 pkg. Assorted Needles
- Seam Ripper
- Small Oil Tube
- 3 Spool Discs
- 1 Foam Pad
- 1 Lint Brush

WARRANTY

- 20 years Mechanical
- 5 years Electronic
- 2 years Electrical