



BERNINA L 460

Stitch Package
 16 Stitch Variations
 7 2-Thread Overlock Stitches
 9 4/3-Thread Overlock Stitches









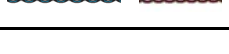
GENERAL MACHINE FEATURES and BENEFITS








BERNINA Foot Control	Use the BERNINA Foot Control for accurate stitch-by-stitch precision and use the back-kick to set needle up/down.
BERNINA Free Hand System	Use the knee-operated lever to raise & lower the presser foot allowing your hands to manage your project at all times.
Individual Lay-in Thread Tensions	Combined with lay-in covers, numbered tension dials make threading easy and allow for individual tension adjustments for stitch formations, fabrics and threads.
Color-coded Threading Paths	Color-coded threading paths, along with a threading diagram inside the looper cover, ensure accurate threading every time.
Automatic Thread Tension Release	All four tensions are released when the presser foot is raised making it easy to thread and move a project from underneath the presser foot.
Upper Drive Knife From Below	Easily adjusted, fabric edges are trimmed safely & accurately. The lower location opens up the sewing & looper area for ease in threading.
Handwheel Position Indicator	Turn the handwheel in one easy, ergonomic operation to set the ideal threading position for the needles and the lower looper.
Needle Threader/Inserter	Push-type Needle Threader/Inserter ensures needles are properly inserted and easily threaded.
Needle Checking Window	View installed needle position through window for installation success.
Lower Looper Threader Lever	Lever ensures lower looper can be threaded quickly and easily.
Thread Cutter	Conveniently positioned cutter also holds the thread chain, leaving it out of the way behind the foot and ready to start the next seam.
Dual LED Sewing Lights	Two lights to illuminate the sewing area, needles and looper area for better visibility.

OVERLOCKER FEATURES and BENEFITS

Maximum Sewing Speed	1500 stitches per minute.
Automatic Needle Stop Up	Needle always stops in the highest position up at the end of each stitch.
Stitch Length (0.8 - 4 mm)	Easily accessible outside dial, provides infinitely variable adjustments while sewing for fine rolled hems, sturdy seams and the use of decorative threads.
Stitch Length Rolled Hem (0.8 - 1.5)	Rolled hem stitch length range, indicated by letter "R" on the stitch length knob, ensures a perfect rolled hem for a wide variety of fabrics.
Overlock Width (3 - 9 mm)	A wide range of seam widths for utility and decorative seam finishes.
MTC Thread Control (Micro Thread Control)	The patented MTC Thread Control (Micro Thread Control) provides over-edge stitch fine tuning resulting in the perfect seam.
Differential Feed (.7—2)	Differential feed (adjustable while sewing) ensures wave-free seams in knits and prevents puckering in fine fabrics, while also allowing deliberate gathering or stretching of fabrics.
Rolled Hem Selection Lever	Simply move the rolled hem lever to switch easily to a rolled-hem stitch and back again – no need to change the stitch plate or presser foot.
Two-step Presser Foot Lifter with Front Foot Lift (6 + 2mm)	The front foot lift gives an additional 2 mm lift to the front of the presser foot enabling accurate positioning of multiple layers or bulky fabrics underneath it. This feature is in addition to the Two-step Foot Lift System for added clearance.
Knife On/Off	The upper knife is quickly deactivated with one adjustment, swinging the knife down when opting not to trim the fabric.
Presser Foot Pressure	By simply turning an exterior dial, the presser foot pressure is adjustable to accommodate sheer to thick fabrics. 5 step adjustment.
Safety Indicator (LED)	An open looper cover, open fabric support plate or raised presser foot will activate the Safety Indicator (LED) thus preventing the accidental operation of the overlocker during the threading process.

STITCH VARIATIONS

4/3 Thread Overlock Stitch	
4-thread overlock	
3-thread super stretch	
3-thread overlock – left needle	
3-thread overlock – right needle	
3-thread flatlock – left needle	
3-thread flatlock – right needle	
3-thread narrow seam	
3-thread rolled hem	
3-thread picot stitch	

2 Thread Overlock Stitch	
2-thread wrapped overlock – left needle	
2-thread wrapped overlock – right needle	
2-thread flatlock – left needle	
2-thread flatlock – right needle	
2-thread rolled hem	
2-thread overlock – left needle	
2-thread overlock – right needle	

BERNINA L 460 Accessories

1 Presser Foot:

- Standard Overlock Foot with tape/cord guide and L/R needle positions

1 BERNINA Foot Control

1 BERNINA Free Hand System

Looper Door Accessories:

- 1 pkg. Needles - 130/705H
- Hexagon Screwdriver
- Brush
- BERNINA Tweezers
- Upper Looper Converter
- Needle Threader/Insertor

Additional Accessories:

- Extension Table
- Accessory Box
- Small Oil Tube
- Replacement Knife
- 2 Screw Drivers
- Seam Guide
- 4 Thread Nets
- 4 Spool Caps
- Cut-offs Bin
- Dust Cover

WARRANTY

- 5 years Mechanical
- 2 year Printed Circuit Boards
- 2 year Electrical